

A visit to

Lake Weeroona PlaySpace



298 Napier Street
Bendigo Victoria



Social Story

Updated November 2023 V1



CITY OF GREATER
BENDIGO

Guidelines

Thank you for choosing to use a Social Story written for Lake Weeroona Playspace.

This Social Story is written by [Access Ability Australia](#) and is suited for a person who may live with autism spectrum disorder, a language disorder, social communication difficulties and/or a cognitive delay/disability.

For your Social Story to be successful, we recommend you follow these guidelines.

- Read Social Story often and preferably two weeks in advance of visit.
- Social Story to be read and shared in an environment free of distractions.
- Be calm, comfortable and honest when reading a Social Story.
- Help the participant comprehend key points and consistently monitor for level of understanding
- Once the visit has taken place, revisit the Social Story to celebrate success.



**Access
Ability
Australia**

To view the full range of free Social Stories available, go to [AAA Library](#).
Please complete our short [feedback form](#) to help us ensure continuous improvement.

© Access Ability Australia, All Rights Reserved. 2023 DISCLAIMER: All materials have been compiled from information available at time of production. They are not intended to replace professional advice including; but not limited to, access audits. All necessary care has been taken to design and produce Work(s). All measurements provided are within an approximate range. Full implementation guidelines are supplied in accordance with Work(s) in its entirety. You acknowledge and agree that you are using all services and facilities provided by Access Ability Australia at your own risk and you agree to defend, indemnify, save and hold Access Ability Australia harmless from any and all demands, liabilities, costs, losses and claims, howsoever suffered, including but not limited to legal fees that may arise directly or indirectly from any service provided or agreed to be provided by Access Ability Australia. You agree that this indemnification extends to all aspects of the Work(s), including but not limited to implementation and usage. Access Ability Australia are indemnified of all claims, liability, and expenses that may arise from use of Work(s) as per usage and acceptance of these terms and conditions. Access Ability Australia's resources/products are not to be altered by any parties without express permission of Access Ability Australia.

Instructions
This sign can be used to support communication. It can help people to understand and share information about their experiences. Use this sign to:

- make requests eg. I want to play on the slide.
- ask questions eg. where is the toilet?
- express needs eg. I need a drink.
- comment on activities and share the fun!



Instructional Video

LAKE WEEROONA PLAYSPACE COMMUNICATION ACCESS SIGN



- Everyday Words
- ⦿ Activities
- ⦿ Feelings/Emotions

Play 	Sit/Rest 	High/Big 	Yes 	Push 	Play unit 	Trampoline 	I like it 	Tired/Rest 			
I don't speak English 	Walk 	Fast 	Low/Little 	No 	What 	Monkey bars 	Nature play 	I don't like it 	Sad 		
Deaf/Hard of hearing 	Run 	Slow 	Finish 	Go 	Home 	Weave poles 	Water play 	Hurt 	Happy 		
Time 	More 	Bounce 	Up 	Stop 	Don't/Can't 	Triangle rope net 	Quiet area 	Viking swing 	Fun 		
I/My 	Want 	On 	Down 	I don't know 	Drinking fountain 	See saw 	Picnic / BBQ 	Swings 	Thirsty/Drink 		
You/Your 	Climb 	Off 	Where is 	See/Look 	Toilet 	Carousel 	Lake 	Slide 	Hungry/Eat 		
Loud/Noisy 	Turn 	Help 	Emergency 	<div> A B C D E F G H I J K L M N O P Q R S T U V W X Y Z </div>							

Accessability Guide
Social Story

© Access Ability Australia. All Rights Reserved. 2023 Owned by Access Ability Australia and developed in conjunction with VersaLearn.

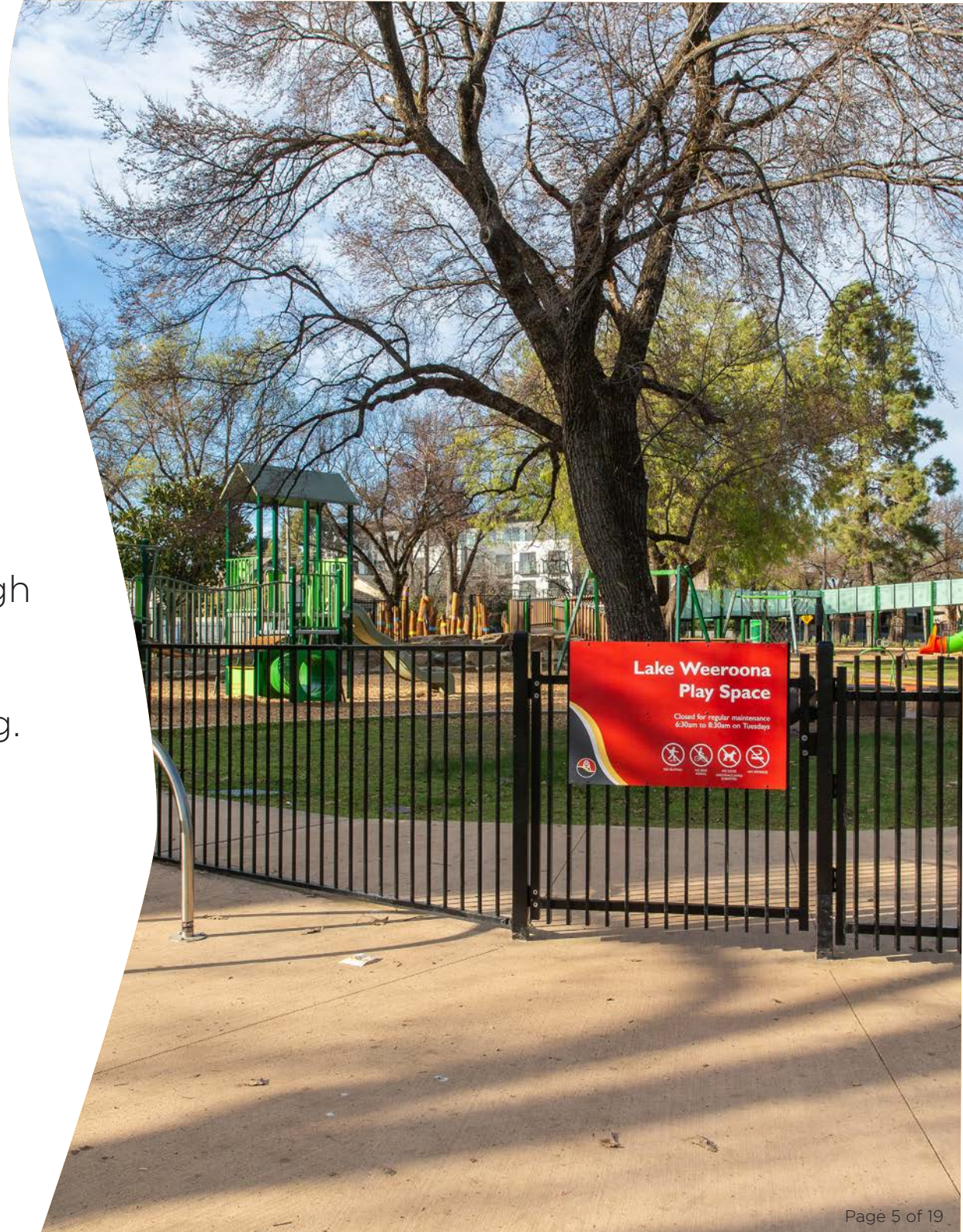
November 2023 V1

I am going to visit Lake Weeroona
Playspace.



When we arrive, we will enter through a gate.

I might see and hear children playing.




There are toilets.

My trusted adult can show me where
the toilets are.



Lake Weeroona Playspace has a lot of equipment to play on.






Other children might be lining
up in front of me to use the play
equipment.

I will try to wait my turn.

Waiting my turn is the fair thing to do.





Before I use the slides, I will try to wait until the person in front of me has finished their turn and moved away.

I will stand next to the sides of the swings and monkey bars while waiting my turn.

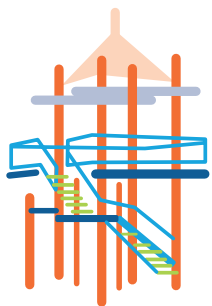
This is important to keep me safe.




Lake Weeroona Playspace has an activity tower.

There are lots of things to play with inside the activity tower.

I might use the binoculars to see a view of the playspace and nearby lake.







There is a carousel.

There is an inground trampoline.



There is a see-saw.





There is a Viking swing that I can walk across while holding onto the ropes on the side.



There is a triangle rope net which is a lot of fun to climb.

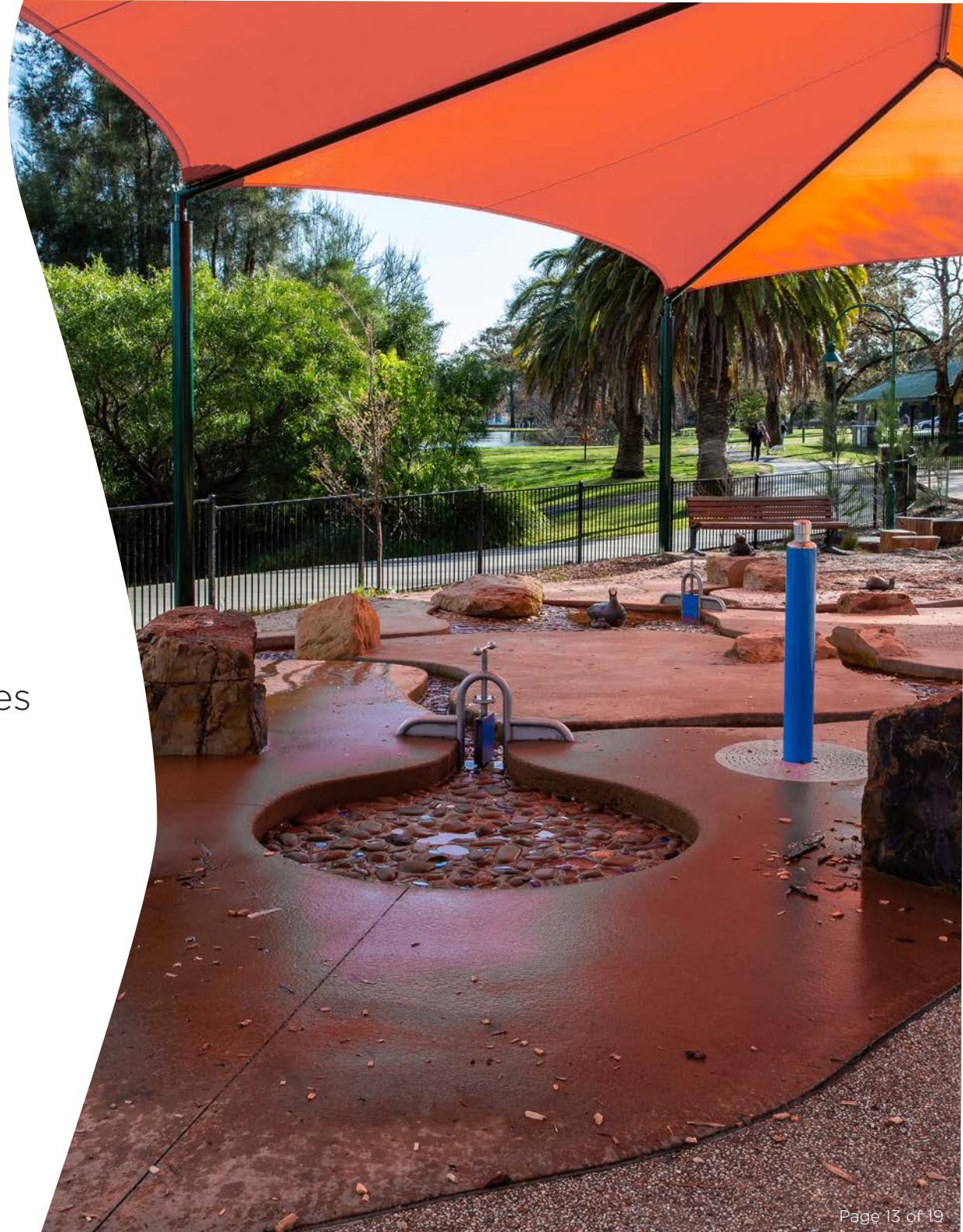


There is a play unit with a ladder, climbing net and a slide.



There is a water play area.


I might push the water jet button to make the water spray out of the holes in the rocks.



There is a nature play area.

I can walk along the logs or wooden
steppers.





There is a relaxation area.

This is a nice place to rest and relax.





There are two areas with grass at Lake Weeroona Playspace.

I might sit on the grass and have something to eat or drink.






Sometimes, other children may be making noise.

This means they are having fun, which is okay.

I can wear my headphones to help with the noise.


I might go to the nature play area or the relaxation area for some quiet time.





Lake Weeroona Playspace is so much fun!





Lake Weeroona PlaySpace

Contacts

298 Napier Street
Bendigo, VIC, 3550

Phone 1300 002 642
(City of Greater Bendigo)

[Website](#)

