

Be Well Be Connected

Positive ageing and disability expo

2024

>> Heathcote Roadshow >>

Access Guide

The City of Greater Bendigo acknowledges
that we are on Dja Dja Wurrung and
Taungurung Country



CITY OF GREATER
BENDIGO

Contents

Be Well Be Connected expo 2024 Heathcote Roadshow

Time: 10:00 am to 2:00 pm

Date: Wednesday October 2

Location: Barrack Reserve Pavilion
Barrack Street,
Heathcote

See Google Maps reference [HERE](#)

1. Parking
2. Map
3. Arrival & Flooring
4. Bathrooms
5. Changing Place
6. Extra Information
7. Contact Us

Parking



Free parking is also available on High Street, Barrack Street and Herriot Street surrounding the reserve.

Map



Arrival

Event starts at 10:00 am and ends at 2:00 pm

Follow the path and signage towards the main door of the pavilion which has a flat surface and wide door for entry.


The Information Marquee will be on the left as you arrive.



Flooring

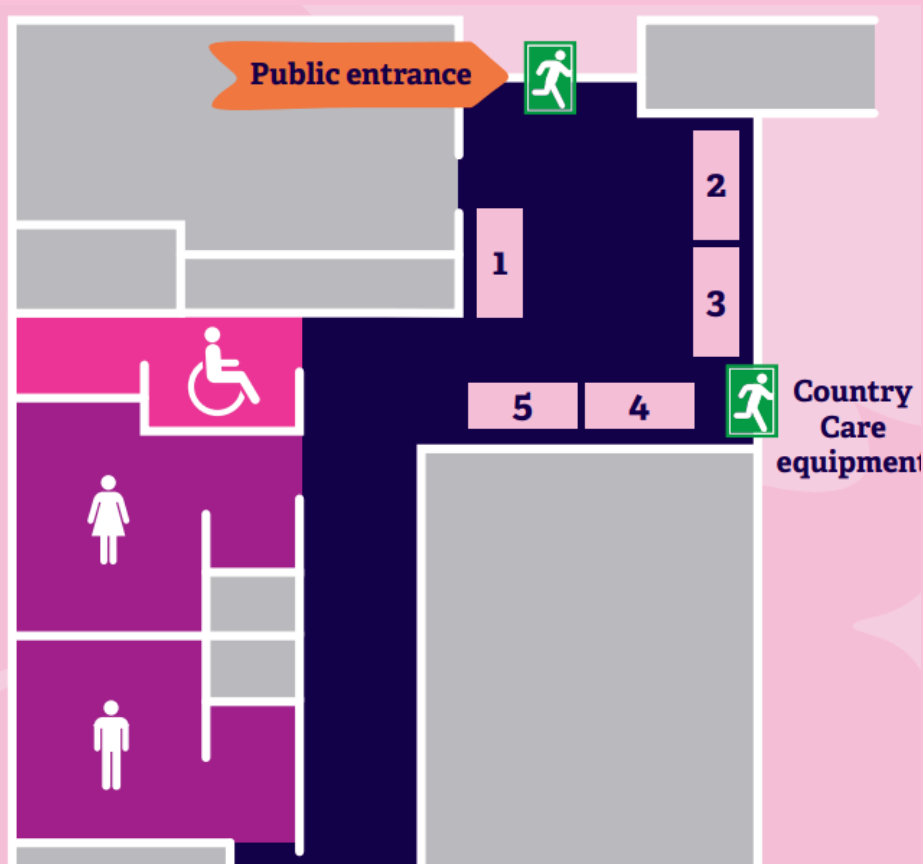
Entry to and around the building includes concrete footpaths, wood floors and carpeted areas. All areas are located on one level if you enter from High Street.

If you are entering from the on site car park there is a concrete ramp and steps available.



TGSi - Tactile Ground Surface Indicator.
Used to assist pedestrians who are visually impaired

Bathrooms



Bathrooms are located in the hallway to the right when you enter the pavillion from High Street.

Bathrooms consist of:

- Female Toilets including an ambulant stall
- Male Toilets including an ambulant stall
- One unisex, accessible toilet with artificial lighting including:
 - Grab bars to the left and behind the toilet
 - Baby change area

Changing Place

This newly built Changing Place is located behind the Heathcote Visitor Centre – approximately 100m away from the expo pavilion.

This accessible bathroom includes:

- Overhead ceiling hoist
- Height adjustable adult change table
- A fully accessible toilet
- Curtains for extra privacy
- Shower
- Access ramp and automatic door



What to expect?



Change in ground surface




Mirror/
Reflection



Echo
Hand dryer
Toilet flushing
Water running



Air freshener
Bathroom
Smells
Disinfectant



Extra Information

Events Team

Our Events Team will be available to assist you, they will be wearing pink Hi-Vis vests (pictured below) and located at the Information Marquee which will be on the left as you enter.

Light food options will be available for purchase on the day



Health & Safety

The City of Greater Bendigo is committed to taking precautions to keep you safe and well at the expo.

There will be First Aid available on the day.

They will be located at the information marquee pictured above.

Please note:

- Illuminated exit signs.
- Seating may not be contrasted to walls and floors.
- Children are to be actively supervised at all times.
- Evacuation maps are located throughout.
- Audible alerts in the case of an emergency.

In the event of an emergency, the Events Team will help and direct attendees. In the event of an evacuation, attendees will be directed to the nearest exit and the designated assembly area to await emergency services.

Contact Us

If you have any questions send us an email at:
expo@bendigo.vic.gov.au

Staff are part-time and will endeavour to respond to your query within
2 business days.

Sophie Gardner - Inclusive Communities Officer



1300 002 642

This event will be photographed.
Your image may be used in connection with
advertising and promotion of the City of
Greater Bendigo

The City of Greater Bendigo acknowledges
that we are on Dja Dja Wurrung and
Taungurung Country



CITY OF GREATER
BENDIGO