

A visit to Eaglehawk PlaySpace



Napier Street
Eaglehawk



Social Story

Updated November, 2024 V1



CITY OF GREATER
BENDIGO

Guidelines



Thank you for choosing to use a Social Story written for Eaglehawk Playspace.

This Social Story is written by [Access Ability Australia](#) and is suited for a person who may live with autism spectrum disorder, a language disorder, social communication difficulties and/or a cognitive delay/disability.

For your Social Story to be successful, we recommend you follow these guidelines.

- Read Social Story often and preferably two weeks in advance of visit
- Social Story to be read and shared in an environment free of distractions
- Be calm, comfortable and honest when reading a Social Story
- Help the participant comprehend key points and consistently monitor for level of understanding
- Once the visit has taken place, revisit the Social Story to celebrate success

The City of Greater Bendigo hereby acknowledges the support and assistance provided by [Access Ability Australia](#) in helping to prepare this Social Story.

We express our sincere appreciation to Access Ability Australia for their pivotal role in assisting City of Greater Bendigo to highlight its commitment to accessibility and inclusion. Their expertise and support have played a vital role in ensuring that Eaglehawk Playspace is welcoming to all individuals in our community.

Accessibility

- Two accessible parking bays
- General parking onsite. No restrictions
- Bike racks
- Ground surface from accessible parking bays to playspace entry - concrete
- Communication Access Sign
- Main playspace not fenced
- Toddler zone of playspace fully fenced
- Playspace ground surface – concrete, rubber matting, grass, tanbark and compacted sand
- Accessible toilet, 200 metres from playspace (within Canterbury Park)
- Baby change facilities within accessible toilet at Canterbury Park
- Men/boys and women/girl's toilet block, 100 metres from playspace
- Nearest Changing Places at Hargreaves Street Carpark (7kms from playspace)
- Accessible specific play equipment includes swing with back support and harness and carousel (with standing and sitting options)
- Accessible pathways to flying fox, twirling bikes, basket swing, carousel, swing set, inground trampoline, story telling chair, sandpit and water play area, musical play equipment and wooden cubby house
- Variety of seating including stools and bench seats, some with back and armrests
- Barbecues on site, undercover
- Hamster wheel undercover
- Butterfly shade sails in toddler zone
- Water fountain onsite
- Walking track around Lake Neangar is a quiet area
- Playspace next to Lake Neangar and not fenced. Children must be actively supervised at all times

Sensory Guide

A Sensory Guide helps people understand what they might feel, hear, see or smell. It's useful for people who are sensitive to sensory experiences, such as those with autism or sensory processing disorder. This guide can be helpful in dealing with new or challenging situations.

At Eaglehawk Playspace

I might feel

- Change in ground surface
- Being splashed
- Cool water
- Dizziness (carousel and twirling bikes)
- Flying insects
- Gritty coarse sand
- Heights (climbing equipment)
- Increased body temperature
- Increased heart rate
- Sensation of flying
- Sensation of rocking (rocker)
- Shared personal space
- Stomach drops (slides)

- Uneven ground surfaces
- Unstable balance (see saw, twirling bikes)
- Varied ground surfaces
- Weather
- Weightlessness (swings and slides)
- Wet ground surface

I might hear

- Birds
- Children playing
- Flying insects
- Gate latch (toddler zone)
- Motorised boats (nearby lake)
- Musical play equipment

- Nature
- Splashing
- Traffic
- Water running

I might see

- Birds
- Children playing
- Colourful play equipment
- Flying insects
- Glare
- Nature

I might smell

- Food/Drink (BBQs)
- Nature
- Sunscreen

Eaglehawk PlaySpace map



Hamster wheels and slide

Climbing tower and slides

Fenced toddler zone

Trampoline

Twirling bikes

Flying fox

BBQs

Swings

Sandpit and water play

Musical play

← Toilets

Story telling chair

Carousel


Tree stumps and climbing

Mulga Bill's house

Accessible parking bays

I am going to visit
Eaglehawk Playspace.





When we arrive, we will see lots of play equipment.

I will see bright, colourful shade covers that look like butterflies.

I might see and hear children playing.






There are toilets.

My trusted adult can show me
where the toilets are.



Eaglehawk Playspace has a lot of equipment to play on.






Other children might be lining
up in front of me to use the play
equipment.

I will try to wait my turn.

Waiting my turn is the fair thing
to do.





Before I use the slides, I will try to wait until the person in front of me has finished their turn and moved away.

I will stand to the sides of the swings and flying fox while waiting my turn.

This is important to keep me safe.



Eaglehawk Playspace has a big climbing tower.

I can climb up to the top and slide down one of the long tunnel slides.





There is a carousel.

There are twirling bikes.

There is a flying fox.





There is a hamster wheel.

I can use the ladder to climb up to the top of the hamster wheel, then slide back down to the bottom.

There are tunnels under the hamster wheel.

The tunnels will move when I go inside them.






There is an inground trampoline.

There is a basket swing.



There is a hammock swing.





There is musical equipment,
including:

- a xylophone
- a wooden bongo
- a tyre that sounds like an accordion when people jump up and down on it





There is a tree stump forest.


There are ropes between the tree stumps for climbing.



There is a sandpit and waterplay area in the toddler zone.

I can push a lever up and down to make the water come out.





There is a story telling chair with
a talking book station in the
toddler zone.

I can push the silver button to
hear the story of Mulga Bill's
Bicycle.



I must stay close to my trusted adult.

This is important so that my trusted adult can see me and keep me safe.





Sometimes, other people may be making noise.

This means they are having fun, which is okay.

I can wear my headphones or earbuds to help with the noise.

I might ask my trusted person if we can go to the Lake Neangar walking track for some quiet time.



Eaglehawk Playspace is so much fun!



Let's play and chat!



A B C D E F G H I J K L M
N O P Q R S T U V W X Y Z

1 2 3 4 5
6 7 8 9 0

☐ Everyday words

☐ Activities

☐ Feelings/Emotions

Instructions

This sign can be used to support communication. It can help people to understand and share information about their experiences. Use this sign to:

- **Make requests**
eg. I want to play on the slide
- **Ask questions**
eg. where is the toilet?
- **Express needs**
eg. I need a drink
- **Comment on activities and share the fun!**



Watch an instructional video



Eaglehawk PlaySpace

Contacts

Napier Street
Eaglehawk, VIC, 3556

Phone 1300 002 642
(City of Greater Bendigo)

[Website](#)

